

Pango Activity Chair

USER MANUAL

Item #s

Pango Activity Chair

PA1200

PA1400



Obelis S.A.
Bd. Général Wahis 53
B-1030 Brussels, Belgium
Max User Mass 38.5 kg/85 lbs.

www.circlespecialty.com

INTRODUCTION

Thank you for purchasing your Pango Activity Chair.

The Pango is designed to aid in postural support for children with mild to moderate requirements. This versatile seat is perfect in school, clinic and home environments.

To safely operate and maintain your activity chair, please read this User Manual carefully before using activity chair and save it for future reference.

Taking proper care of your activity chair will ensure longevity and that you fully benefit from its features.

The Pango is CE marked and meets the essential requirements of all relevant European Medical Device Directives.

SAFETY

- Never leave child unattended in this product.
- Before use, caregiver should be familiar with the function and adjustments of the chair.
- Complete all positioning adjustments and fasten securely before placing child in the chair.
- The chair is designed for indoor use and should only be used on a flat surface.
- Only use Circle Specialty components and accessories with this product. Failure to do so may put the user at risk and will invalidate the warranty.

GENERAL USE

Unpack the activity chair and prepare for use.

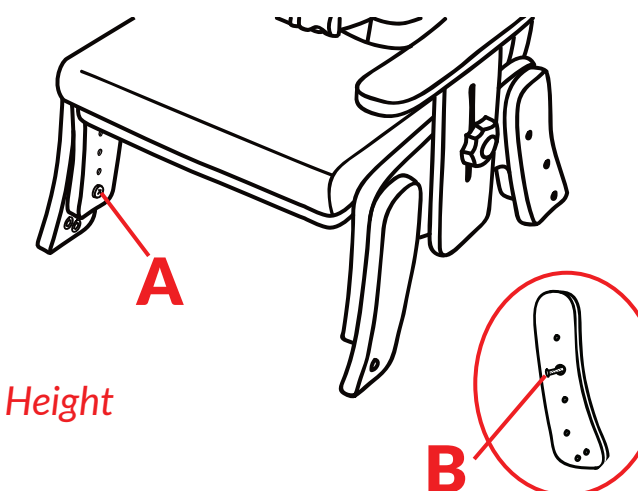
Your Pango Activity Chair arrives fully assembled and includes an adjustable cushioned seat, back, armrest, pelvic belt, and legs.

ADJUSTMENTS

Seat Height – Place seat on its back, remove securing screw (A) from each inner leg and detach all 4 outer legs. Position each outer leg at its desired height, insert screw (A) and tighten.

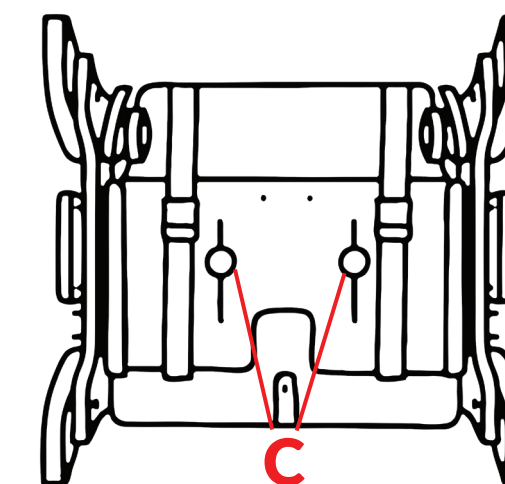
Additional height can be achieved by changing the placement of the inner pin (B).

NOTE: Anterior or posterior seat tilt can be achieved by positioning front and back legs at different heights.



Seat Height

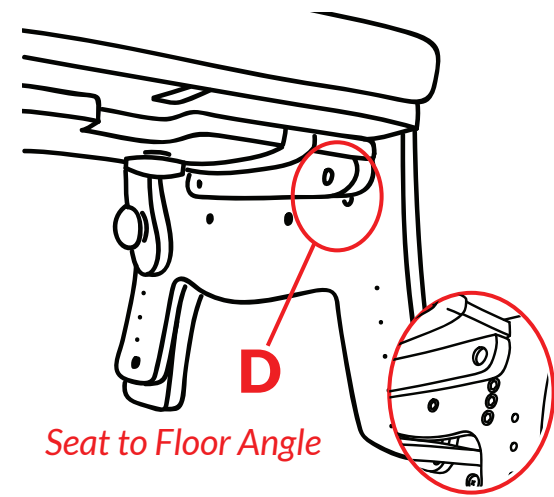
Seat Depth- Loosen knobs (C) under the seat and adjust to desired position by sliding the seat forward or backwards.



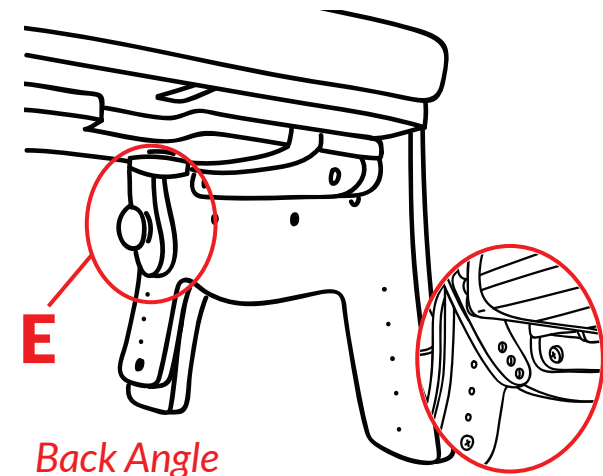
Seat Depth

Seat Width – Hip Guide accessories are available to reduce seat width and to provide additional support to child’s hips. They are secured to the inside of the armrest using the hook and loop fastener provided.

Seat to Floor Angle – The Pango can be adjusted in increments of 5° from 85° - 90° - 95°. Factory setting is at 90°. To change the angle, remove screws (D), position seat at the desired angle and tighten the screw (D).




Back Angle – The Pango can be adjusted in increments of 5° from 95° - 100° - 105°. Factory setting is at 95°. To change the angle, remove knobs (E), position back at the desired angle (see three settings in inset image) and tighten the knobs (E).

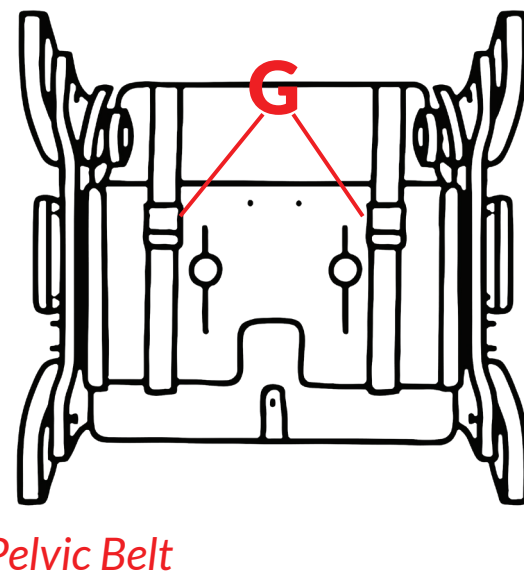


Armrest- Loosen knob (F), slide armrest up or down to desired position and tighten knob (F).

NOTE: Armrests must be at same height when using the tray accessory.



Pelvic Belt- The pelvic belt (inset) is secured to the seat by two cam locks under the seat. To adjust the belt, lift each cam lock (G), adjust the straps to desired length and close each cam lock. The padded side release buckles should be placed with the buckle facing away from the child and the pad placed behind the buckle for comfort and protection.



CARE AND MAINTENANCE

- Wash the Pango Activity Chair frequently with a damp cloth and mild detergent.
- Do not use strong detergents, abrasive products, or dry-cleaning solvents.
- A soft brush may be used for stubborn or heavily ingrained marks.
- Do not immerse the activity chair in water.
- The pelvic strap can be removed, and machine washed

Inspect the activity chair to ensure:

- There are no cracks or splits on the wood components
- There are not tears or worn parts on the upholstery
- All knobs and screws are securely fastened
- The straps are not frayed nor the buckles damaged

WARRANTY

This warranty is solely for the benefit of the original consumer purchaser and is in effect from date of purchase.

Circle Specialty Inc. warrants that the Pango Activity Chair will be free from defect for a period of two (2) years.

The warranty does not extend to non-durable components or any components that are subject to standard wear and tear.

This warranty does not cover device failure due to owner misuse or negligence. It only applies when product is used according to the specified conditions and for the intended purposes.

If within the warranty period any such product shall be proved defective, such product will be repaired or replaced at Circle Specialty’s option.

If you have a question about your Circle Specialty walker or this warranty, please contact an authorized dealer.



Circle Specialty, Inc.
Brooklyn, NY 11232, USA
718.943.6452
info@circlespecialty.com

2020/Rev 3-20